

TWO OUTPUTS - ISOLATED 3.5W to 4W



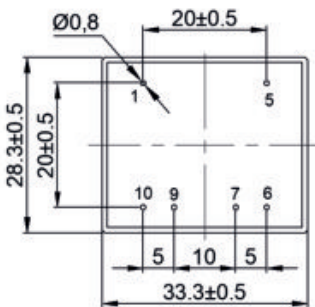
MAIN FEATURES

- Small Compact Size - P C B Mount
- Two Isolated Output
- Output Voltage Accuracy :
- See Table For 15 to 100% Rated Load Of Each Output
(includes line and load variations)
- Input Range : 85VAC - 265VAC/47 - 63Hz Or 120VDC - 370VDC
- Very Low Standby Power Consumption < 0.2W
- Better Energetic Efficiency : Meet Requirements Of Energy Star

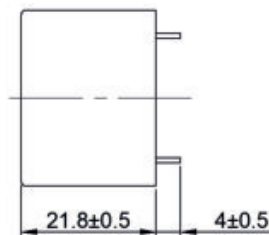
- Encapsulated Design And Same Footprint As EI30 Transformer : Upgrade Your Application Without Redesign Of PCB
- Safety : Meets All Requirements of: IEC/EN61558-2-16, IEC/EN60950, IEC/EN60335, UL/CUL60950, CE, VDE, ENEC Mark
- Materials : Uses UL 94-V0 Plastic And Resin
- EMC : Conducted And Radiated Emissions Conform To EN55014, EN55032, CLASS B
- Immunity Conform To EN61000-3-3, EN61000-4-2, EN61000-4-3, EN61000-4-4, EN61000-4-5, EN61000-4-6, EN61000-4-8, EN61000-4-11

Part Number	Output Power (W)	Output Voltage (Vdc)	Output Current (mA)	Output Load Regulation (%)	Max. Operating Ambient (°C)	Min. Part Efficiency(%)				
47252	3.5	5	350 (600 max)	± 3	60	60				
		5	350	± 15						
47254	4	12	165 (300max)	± 5		60	72			
		12	165	± 15						
47255		15	135 (200 max)	± 5			60	73		
		15	135	± 15						
47257		5	400 (600 max)	± 3				60	68	
		12	170	± 15						
47258		18	150 (200 max)	± 5					60	72
		8	150	± 15						

DIMENSIONS and PINOUT



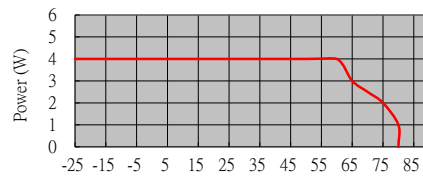
View From Pins Side



6 pins

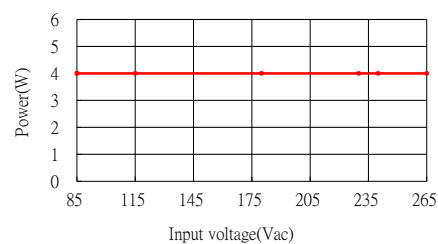
pins 1 & 5: AC or DC Input
pin 6: DC output 1 0V
pin 7: DC output 1 +V
pin 9: DC output 2 0V
pin 10: DC output 2 +

Power Derating Curve



Ambient(°C)

Power Derating Curve



Input voltage(Vac)

Model : Two Common Outputs 3 TO 5W		Specification
AC Input Characteristics	Rated AC input Voltage	100~240Vac Or 140VDC-340VDC
	AC Input Voltage Range	85~265Vac Or 120VDC-370VDC
	AC Input Frequency Range	47Hz~63Hz
	Rated AC Input Frequency	50/60Hz
	Input Current	0.2A Max@85Vac~265Vac, at full load
	Standby Power	0.2W Max (Meet Requirements Of Energy Star And EC Code Of Conduct)
DC Output Characteristics	Output Voltage Accuracy	See Table For 15 To 100% Rated Load Of Each Output (includes line and load variations)
	Efficiency	See Table(Meet Requirements Of Energy Star And EC Code Of Conduct)
Protection Characteristics	Over Current Protection	The power supply shall automatic protection. The power supply shall autorecovery normal operation after the deformation is removed. No excessive heat, odor, or plastic deformation shall occur, no safety hazard
	Output Short Circuit Protection	The power supply shall withstand a continuous output short without damage in 24 hours; The short may be applied before power on, or after power on ; The power supply shall resume normal operation after the short is removed, no excessive heat, odor, or plastic deformation shall occur, no safety hazard
	Over Temperature Protection	The power supply shall shut down when the junction temperature of PWM controller exceeds the thermal shutdown temperature, typically 140°C±10°C.
Environmental	Operation Temperature	-25°C ~ +Ta (see table)
	Operation Humidity	10~ 90% RH(No Condensing) @ full load
	Storage Temperature	-40°C~ +85°C
	Storage Humidity	5%~95%
Safety & EMC Requirement	Dielectric Strength	Primary to Secondary: 4000Vac 5mA, 3 sec.
	Radiation	Meet EN55022,EN55014, Class B. under 3dB margin
	Conduction	Meet EN55022,EN55014,Class B. under 3dB margin
	Safety Standards	Meets all requirements of UL/CUL60950 IEC/EN60950 IEC/EN60335 IEC/EN61558-2-16 CE,VDE, And ENEC Mark VDE Approval No. 40034334 UL Approval No.E352488
Reliability Requirement	MTBF	Calculated by MIL-HDBK-217-F2 550K Hours Min. @230VAC input, 25deg.C
	Burn-In Test	The unit shall be burned in for 2~ 5hours under 230Vac input and DC with full load at an ambient temperature of 30~45 degrees C
Net Weight	About 30 grams per product unit	
Guarantee	This product meet to RoHS standard	