



## Plug-in power supply

### Features:

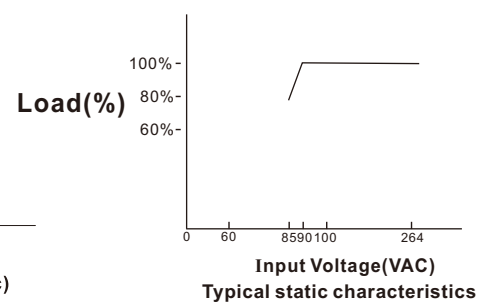
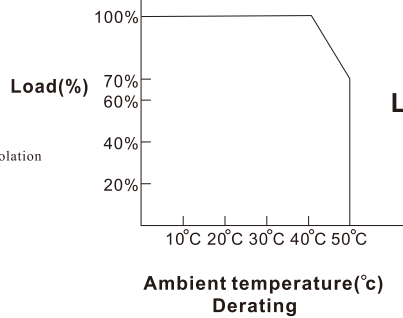
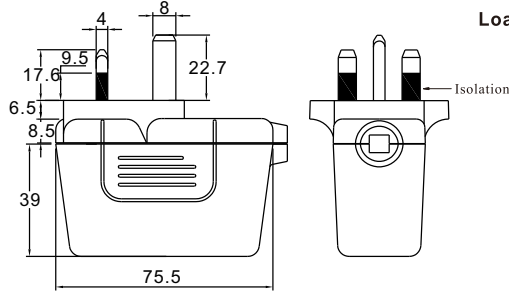
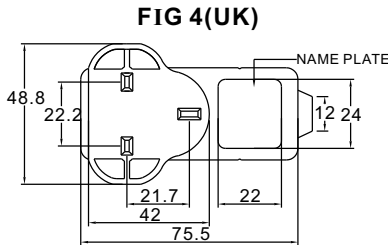
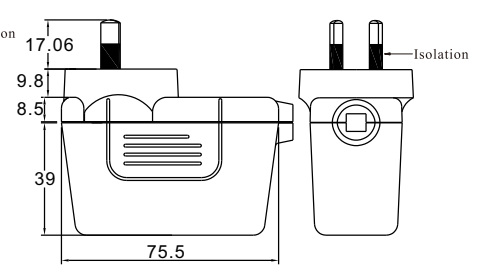
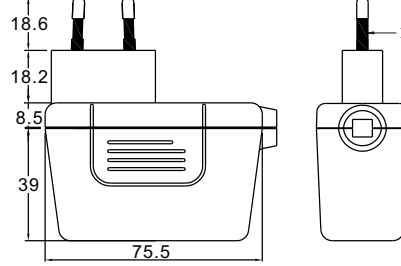
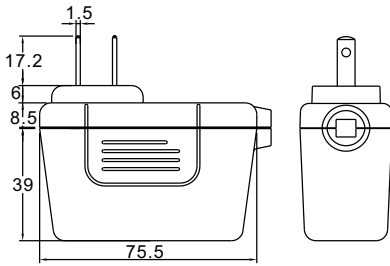
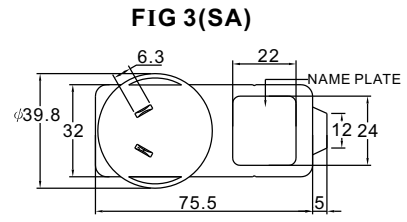
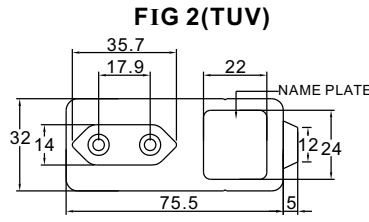
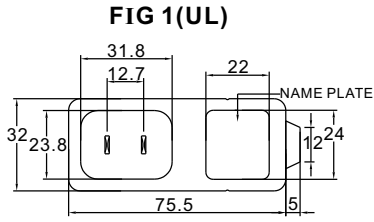
- Universal input voltage
- Meet EISA 2007 / DoE (VI) & EU ErP / CoC (5) for 5~6VDC, 8~58VDC
- Single output
- Optional output connectors
- Short circuit protection
- Over voltage protection
- Over current protection
- Low leakage current <0.25mA
- One year limited warranty



## SAFETY AGENCY APPROVALS



Specifications:	GPSU40 Series:
Input voltage	100 ~ 240 VAC
Input frequency	50 ~ 60Hz
Input current	1A Max.
Leakage current	0.25mA Max. @240VAC/50Hz
Output voltage	See rating chart
Output current	See rating chart
Output power range	See rating chart
Ripple	See rating chart
Over voltage protection	Yes. Protected by Zener diode .Rated output voltage 110~140%
Over current protection	Yes. Hiccup mode; Auto-recovery. Rated output current > 110%
Short circuit protection	Yes. Hiccup mode; Auto-recovery
Temperature coefficient	All output $\pm 0.04\%/^{\circ}\text{C}$ maximum
Transient response	Maximum excursion of 4% or better on all models. Recovering to 1% of final value within 500uS after a 25% step load change
Operating temperature	0°C~+40°C. See derating curve
Storage temperature	-40°C~+85°C
Relative humidity	5% to 95% non-condensing
Derating	Derated from 100% at +40°C linearly to 70% at 50°C
Avg. Efficiency	See rating chart
Setup / Hold up / Rise time	Typical : 1000mS / 10mS / 50mS at full load.
Line regulation	$\pm 1\%$ maximum for any input voltage change between input voltage range
Load regulation	Typical $\pm 5\%$ variations from minimum to maximum output current .
Insulation resistance	50Mohm minimum from input to output
Inrush current	65 AMPS @ 115 VAC ; 95AMPS @ 230 VAC at 25°C cold start
Withstand voltage	4242VDC from input to output
Mean time between failure	100,000 hours minimum at full load at 25°C ambient
EMC	(A)CE : Emission : EN55022 ; EN61000-3-2,3 / Immunity: IEC61000-4-2,3,4,5,6,11 (B)FCC 47 CFR Part 15 Subpart B.
Safety	(A) UL60950-1 ; CSA C22.2 (B) EN60950-1 (C) IEC60950-1 (D) J60950-1
Warranty	1 year



**X= U: (American type FIG 1) or E: (European type FIG 2) or SA: (2pin Australian type FIG 3) or BS: (UK Type FIG 4)**

Model name	Output Voltage(VDC)	Output Current(A)	Max.Output power(W)	Ripple.(mV) max.	Line Regulation(%)	Load Regulation(%)	Avg.Eff.(%)		No load Power Consumption(W)	Measured at the output of
							DoE (v)	CoC (4)		
GPSU40X-1-1	6~8	5.00~3.75	30	200	±1	±6	>83.5	>83.5	<0.3	7.5
Model name	Output Voltage(VDC)	Output Current(A)	Max.Output power(W)	Ripple.(mV) max.	Line Regulation(%)	Load Regulation(%)	Avg.Eff.(%)		No load Power Consumption(W)	Measured at the output of
							DoE (VI)	CoC (5)		
GPSU40X-1	5~6	5.00~4.16	25	200	±1	±5	>84.25	>85.0	<0.075	5
GPSU40X-2	8~11	5.00~3.64	40.04	120	±1	±5	>87.60	>88.6	<0.075	9
GPSU40X-3	11~13	3.64~3.08	40.04	130	±1	±5	>87.60	>88.6	<0.075	12
GPSU40X-4	13~16	3.08~2.50	40.04	250	±1	±5	>87.60	>88.6	<0.075	15
GPSU40X-5	16~21	2.50~1.90	40	250	±1	±5	>87.60	>88.6	<0.075	18
GPSU40X-6	21~27	1.90~1.49	40.23	300	±1	±5	>87.60	>88.6	<0.075	24
GPSU40X-7	27~33	1.49~1.22	40.26	300	±1	±5	>87.60	>88.6	<0.075	28
GPSU40X-8	33~58	1.22~0.70	40.6	400	±1	±5	>87.60	>88.6	<0.075	48

Note:

- 1.Weight:Approx 170-190gs
- 2.Optional output connectors (See appendix A)
3. Avg. Eff.(%) : Averages the efficiency at 25, 50, 75, and 100 % of max. rated output current.
4. Standard Output cable: 5~6V: UL1571, 14AWG, 1M  
6~8V: UL2468, 18AWG, 1M  
8~16V: UL2468, 16AWG, 1M  
16~58V: UL2468, 20AWG, 5FT