



TRH100A SERIES 100W SWITCHING ADAPTER WITH PFC



Features

- * Universal Input Range: 90-264VAC
 - * Active PFC Meets EN61000-3-2
 - * Conductive EMI Meets CISPR/FCC Class B
 - * No Load power consumption < 150mW
 - * Continuous Short Circuit Protection
 - * Over Voltage Protection
- Meet CoC Tier 2 & DoE Level VI
(Output Cable Length \leq 1800mm)
(TRH100A120~150: Output Cable Length \leq 1220mm)
(TRH100A180~480: Output Cable Length \leq 1800mm)



Ordering information

Model No.	DC Plug Type	OVP	DC Cable Length and Type
TRH100A120-XX		E: WITH OVP	11: 720mm with Ferrite Core
			12: 1220mm with Ferrite Core
			13: 1800mm with Ferrite Core
			14: 1000mm with Ferrite Core
			21: 720mm with two Ferrite Core
			22: 1220mm with two Ferrite Core
			23: 1800mm with two Ferrite Core
*UL2464 for all Model			

MODEL	OUTPUT VOLTAGE	MIN. LOAD	OUTPUT CURRENT	RIPPLE & NOISE (NOTE1)	VOLTAGE SETPOINT (NOTE2)	LINE REGULATION (NOTE3)	LOAD REGULATION (NOTE4)	% EFF (Typ.) (NOTE5)
TRH100A120	12V	0 A	8.34A	1%	$\pm 2\%$	$\pm 1\%$	$\pm 4\%$	89%
TRH100A135	13.5V	0 A	7.33A	1%	$\pm 2\%$	$\pm 1\%$	$\pm 4\%$	89%
TRH100A150	15V	0 A	6.67A	1%	$\pm 2\%$	$\pm 1\%$	$\pm 4\%$	89%
TRH100A180	18V	0 A	5.56A	1%	$\pm 2\%$	$\pm 1\%$	$\pm 2\%$	89%
TRH100A190	19V	0A	5.26A	1%	$\pm 2\%$	$\pm 1\%$	$\pm 2\%$	89%
TRH100A240	24V	0 A	4.17A	1%	$\pm 2\%$	$\pm 1\%$	$\pm 2\%$	89%
TRH100A280	28V	0 A	3.54A	1%	$\pm 2\%$	$\pm 1\%$	$\pm 2\%$	89%
TRH100A360	36V	0 A	2.78A	1%	$\pm 2\%$	$\pm 1\%$	$\pm 2\%$	89%
TRH100A480	48V	0 A	2.1A	1%	$\pm 2\%$	$\pm 1\%$	$\pm 2\%$	89%

Specifications

INPUT SPECIFICATIONS:

Voltage 90~264Vac
 Frequency 47 to 63Hz
 Inrush Current 120A max. @240Vac
 Conducted EMI CISPR/FCC Class B
 Leakage Current 3.5mA max.

OUTPUT SPECIFICATIONS:

Holdup Time 16ms typ. @115Vac
 Short Circuit Protection Continuous
 Over Voltage Protection Yes

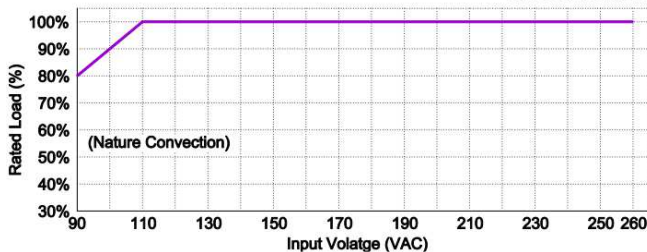
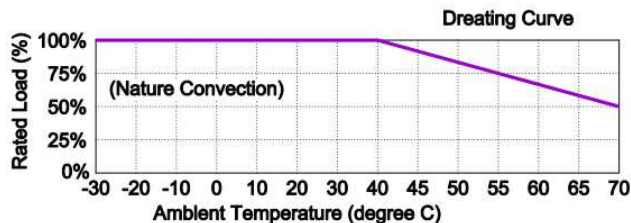
GENERAL SPECIFICATIONS:

Isolation Input to output = 4,242VDC
 Operating Temperature -30°C ~ 70°C, 40°C~70°C with -1.67%/
 Storage Temperature -40~85°C
 Operating Humidity.....93%RH max. no condensing
 Cooling Natural Convection
 Switching Frequency 65KHz Typical
 Operating Altitude.....Sea Level to 5000m
 AC Inlet IEC320/C14,C6
 MTBF,MIL-HDBK-217F(25°C Ta) 160K hrs min.
 Dimensions 5.591x2.283x1.457 inches (142.00x58.00x37.00 mm)
 Weight 485g

SAFETY AND EMC:

Emission and Immunity EN55032 Class B, FCC Part 15 Class B
 EN61000-3-2, EN61000-3-3, EN55024
 EN61204-3
 Safety IEC60950-1, EN60950-1, UL60950-1

TRH100A Series Derating Curve

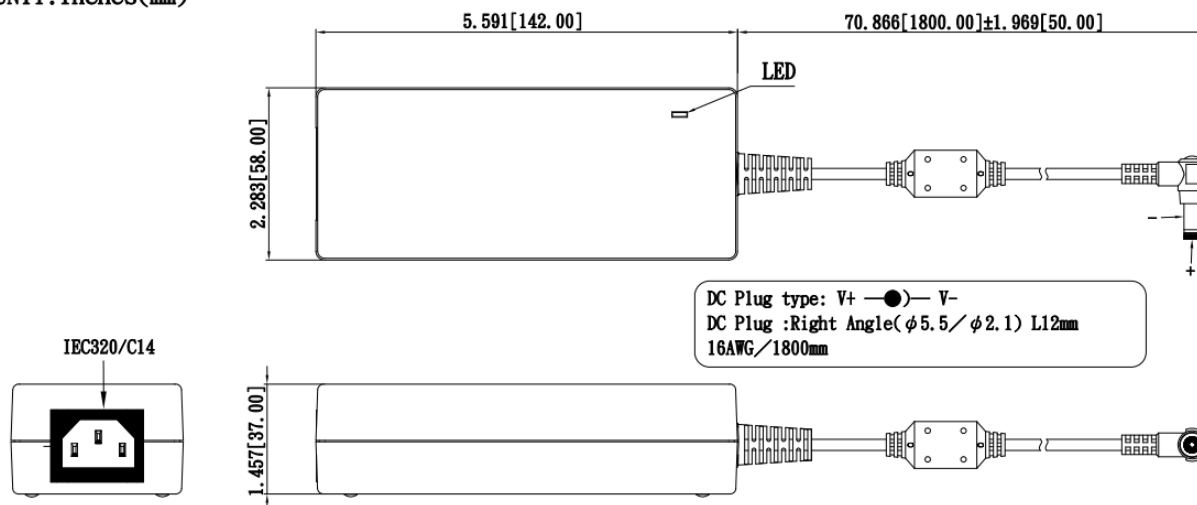


NOTE:

1. Add a 0.1uF ceramic capacitor and a 10uF E.L. capacitor to output for Ripple & Noise measurement @20MHz BW.
2. Voltage setpoint at 60% full load
3. Line regulation measured from 100Vac to 240Vac with full load.
4. Load regulation measured from 60% to 100% full load and from 60% to 20% full load (60% +/- 40% full load)
5. Average Efficiency measured at 25%,50%,75%,100% load, 230Vac Input voltage.
6. Inrush current at 120A Max./ 200us for AC turn on.

All Dimensions are in inches(mm)
 Tolerance: Inches: X.XXX±0.02
 Millimeters: X.XX±0.5

UNIT: inches(mm)



Typical at 25°C, nominal line and 75% load, unless otherwise Specified